

COALPORT CHINA MUSEUM

SENSORY GUIDE

IRONBRIDGE
Valley of Invention

SENSORY GUIDE

Be amazed by the spectacular china creations made here at Coalport. From elaborate, statuesque vases to hand-painted miniatures, pieces were made here for everyone from wealthy families to Queens and Tsars.

This guide will tell you what you can experience during your visit. This guide follows a natural route around the museum, but you may explore the site in any way you wish.



SMELL



VISION




HEARING



TOUCH

ENTRANCE

This is the way into the museum. There are steps and a ramp for access to the museum entrance.




VISION

WHAT TO EXPECT

A staff member will greet you and you can buy a ticket or have your annual Pass or Pass Plus membership card scanned. There are steps throughout the museum, but areas can also be accessed through the accessible lift and ramps. Toilets are located outside in the yard, so please ask a member of staff if you require assistance.

Please note that the yard surfaces at Coalport China Museum are uneven in places as they are of historic significance and archaeological interest. Take care as you move around the outdoor spaces.



VISION



HEARING

RECEPTION AND GIFT SHOP

The reception area is also the gift shop for the museum. Here, you can purchase a range of goods.



VISION



HEARING



TOUCH

MAGIC TEACUP TRAIL

Pick up a magic teacup to start your journey around the museum!
Select a patterned teacup, place it on the blue stands in the galleries and listen to the story of the items on show.



VISION



HEARING



TOUCH

CERAMICS OF THE IRONBRIDGE GORGE

There is lots of natural light from the large windows in this room. If the teacup trail stand is in use, the audio can be heard throughout the room. This area also has wooden floorboards that creak as you walk through this space.



VISION



HEARING



TOUCH

THE JOHN BRIERLEY GALLERY OF CAUGHLEY PORCELAIN

In this gallery, you can look at the artefacts in the glass cabinets. In the corner of the room, you will see an oral history station. This station plays the stories of former employees aloud when you select a name; it can be heard when you're nearby.



VISION




HEARING



TOUCH

MOVING OUTSIDE

Once you have finished on the upper floor, you will move out to the yard and the exhibits outside via the stairs pictured below. For step-free access, use the accessible lift which will take you directly into the children's gallery; just ask a member of staff for assistance.



TOUCH



VISION

THE YARD

Please be aware that the paved area in the yard is uneven due to its historic and archaeological importance. Take care outside as it can be slippery when wet. Can you look for any letters or names of makers stamped into the bricks?



TOUCH



VISION

TOILETS

The toilets are located outside on the ground floor. They are already lit when you enter. There are hand dryers which are noisy. As the toilets are older, you can also hear noises from the cisterns.



Take a look at the interesting foot-operated wash fountain in the toilets!



VISION



HEARING

THE LONG WORKSHOP

In the Long Workshop, you can watch demonstrations or take part in the activities on offer. You are able to touch the different moulds on display. There are often groups in this space, so this area can become noisy. You will be able to smell the clay, paints and oils that are used in the workshop as you enter and perhaps even the kiln if it has recently been on. There is a social history audio with Braille support, which can be listened to using headphones, and plays recordings of former employees speaking about their jobs.



SMELL



VISION



HEARING



TOUCH

SAGGAR MAKER'S WORKSHOP

Due to the occasional flooding of the Coalport site, this building can sometimes smell damp. Here you will be able to look at different saggars and the equipment used to make them. Saggars are containers used in the firing of pottery to protect wares within the kiln.



SMELL



VISION

RECONSTRUCTED KILN

Enter the reconstructed kiln to hear the sounds of the workers and kiln recreated. Light and sound effects are used within this exhibit which might make you jump! Be careful as the floor can be slippery in the kiln. This area can also be very cold and damp.



SMELL



VISION



HEARING

POTTERY WORKSHOP

In the Pottery Workshop, you can look at the equipment that was used. Demonstrators are also sometimes present within this space to showcase techniques.



VISION



HEARING

DISPLAY KILN

It is dark and cold as you walk into the display kiln. Can you hear your voice echo? The acoustics in this structure mean sound is carried.




VISION



HEARING

SOCIAL HISTORY GALLERY

As you walk into this area, a voice recording will begin about the creation of the factory and surrounding industries set up in the Coalport area by William Reynolds. This is activated by anyone who passes through and can be heard throughout the room. There are plenty of things in this space to look at, listen to and touch. Please note that this area is dimly lit.



VISION




HEARING



TOUCH

CHILDREN'S GALLERY

Try on the traditional clothing or create your own Broseley dragon on the activity table within the children's gallery. There are plenty of things to see and touch in this area so have fun! It can become loud in this space if there are large groups.



VISION



HEARING




TOUCH

STAIR ACCESS

Access back into the museum is via stairs which are quite narrow. Should you require use of the lift, please return to the children's gallery.



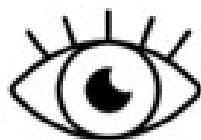

Accessible lift within children's gallery



VISION

COALPORT CHINA 1796-1926 GALLERY

Look at the different shaped teacups and listen to the story of how the designs have changed over time using the headphones provided. You will also be able to look at the exhibit and listen to the final part of the teacup trail in this gallery.



VISION



HEARING



TOUCH

IRONBRIDGE
Valley of Invention